

## 4DWG6型电磁换向阀

# 4DWG6 SERIES SOLENOID OPERATED DIRECTIONAL CONTROL VALVES



DWG6 型方向控制阀是电磁铁操纵的换向阀，用以控制油液的开启、停止和换向。

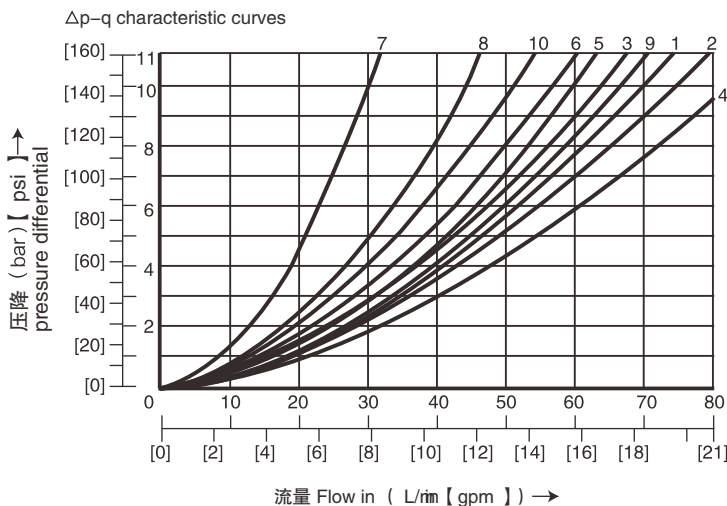
DWG6 series directional control valves are solenoid operated directional spool valves, these valves are used to the start, stop and direct flow.

### ▶ 技术参数 Technical data

通径 Size		6
最大流量 (L/min) Max. flow rate (L/min)		60
工作压力 (MPa) Operating pressure (MPa)		A、B、P 油口 31.5 / A、B、P oil port 31.5 T 油口 16 / T oil port 16
重量 (千克) Weight (KGS)	单头 valve with one solenoid	1.6
	双头 valve with two solenoids	2.2
阀体 (材料) 表面处理 Valve body (Material) Surface treatment		铸件 表面磷化处理 casting phosphating surface

### ▶ 特性曲线 (在使用 HLP46 测量, $\nu_{油} (\nu = 190 \text{ SUS}) = 40 \text{ }^\circ\text{C} \pm 5 \text{ }^\circ\text{C} [104 \text{ }^\circ\text{F} \pm 9 \text{ }^\circ\text{F}]$ 测得)

Characteristic curves (measured with HLP46,  $\nu_{oil} = 40 \text{ }^\circ\text{C} \pm 5 \text{ }^\circ\text{C} [104 \text{ }^\circ\text{F} \pm 9 \text{ }^\circ\text{F}]$ )



机能符号 Spool symbol	流向 Flow direction			
	P - A	P - B	A - T	B - T
A; B	3	3	-	-
C	1	1	3	1
D; Y	5	5	3	3
E	3	3	1	1
F	1	3	1	1
T	10	10	9	9
H	2	4	2	2
J; Q	1	1	2	1
L	3	3	4	9
M	2	4	3	3
P	3	1	1	1
R	5	5	4	-
V	1	2	1	1
W	1	1	2	2
U	3	3	9	4
G	6	6	9	9

7 阀芯机能符号 R 处于控制位置 B → A

7 Spool symbol "R" in spool position B → A

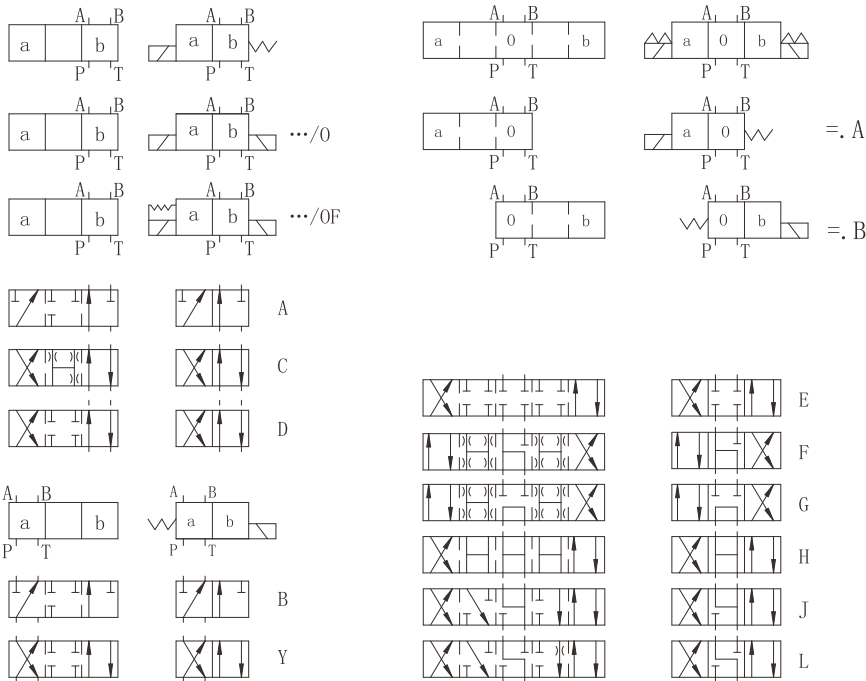
8 阀芯机能符号 G 和 T 在中心位置

8 Spool symbol "G" and "T" in central position

9 阀芯机能符号 H 和 T 在中心位置 P → T

9 Spool symbol "H" and "T" in central position P → T

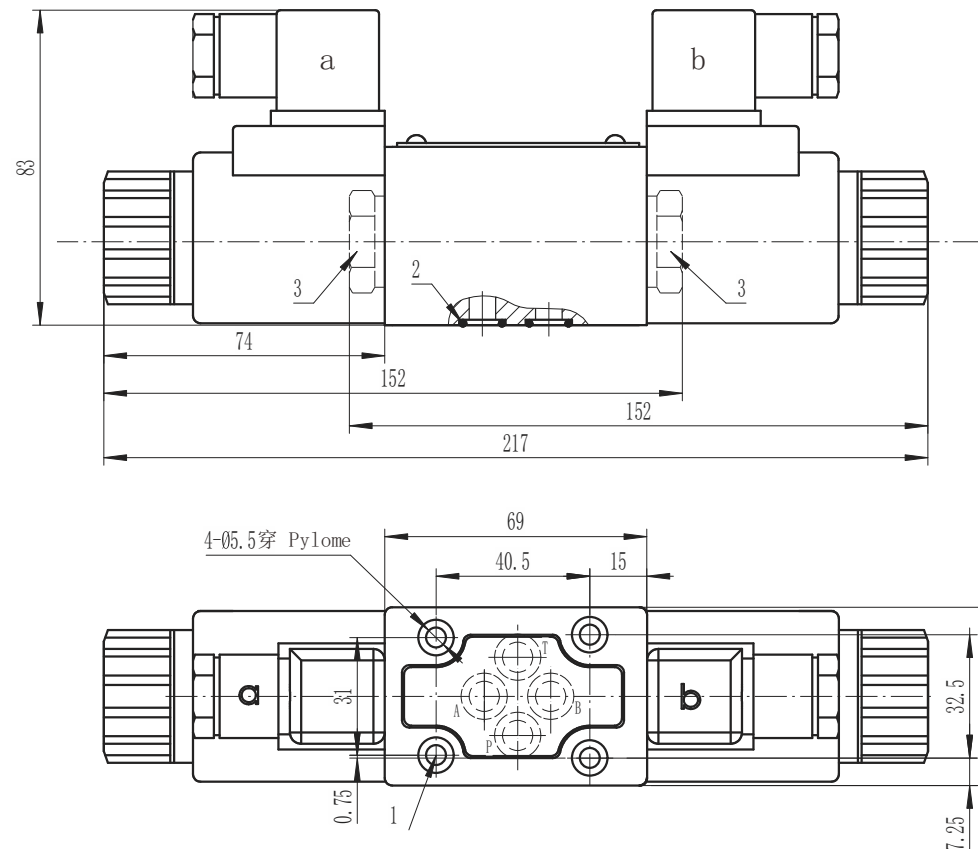
## 机能符号 Spool symbols



示例：阀芯E带阀芯位置“a”  
订货型号...EA...

For example:  
the spool symbol "E" with position "a"  
Ordering code ...EA...

## DWG6 外型尺寸 DWG6 Subplate Overall Dimensions

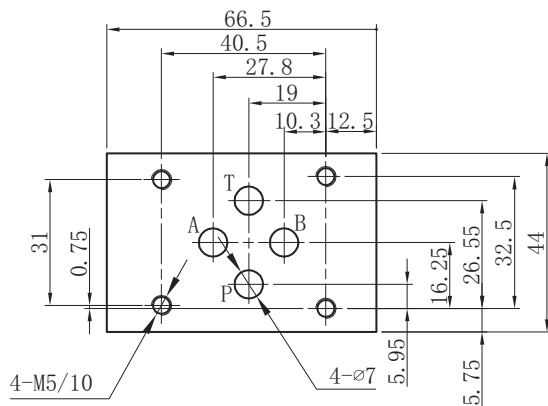


- 1、阀固定螺丝：  
4个 M5X45GB/T70.1-12.9 级  
拧紧扭矩 Ma=8.9Nm
- 2、O型圈Φ 12.3X1.9
- 3、用于1个电磁阀的堵头

1. Valve's set screw  
4 of M5 × 45 GB/T70.1-12.9  
Tightening torque Ma=8.9Nm.
2. O-ring φ 12.3 × 1.9

3. Plug screw for valves with one solenoid.

4DWG6 底板安装尺寸 DWG6 Subplate Installation Dimensions



Z1DS6,Z2DS6,Z2FDS6,ZPB6,ZPR6  
安装尺寸相同

Installations are the same with  
Z1DS6,Z2DS6,Z2FDS6,ZPB6,ZPR6

4	DWG	6	E	60	*	DC24	N	Z5L	*	*	*
---	-----	---	---	----	---	------	---	-----	---	---	---

3= 三油口  
4= 四油口  
3=3-way  
4=4-way

口径 6 Size 6

机能符号 Spool type

系列号 60=60螺纹连接电磁铁  
Series 60=60 Solenoid coils with  
thread connection

无=弹簧复位;O=无复位弹簧;OF=带定位器  
No code=With spring return;O=Without spring return  
OF=Without spring return with detent

电压 Voltage  
DC12;DC24 ;AC110;AC220

For further details 附加说明

无 = 丁腈橡胶 V= 氟橡胶  
No code=NBR seals  
V=FPM seals

无 = 无插装节流器  
P 口节流 B0.8= 节流孔径 0.8  
B10= 节流孔径 1.0; B12= 节流孔径 1.2  
No code=Without throttle insert  
P port with throttle insert  
B08= throttle  $\varnothing$  0.8mm  
B10= throttle  $\varnothing$  1.0mm  
B12= throttle  $\varnothing$  1.2mm

Z5L= 带灯大方形插头  
ER= 德意志插头  
Z5L= Large quadrate plug with light  
ER=Deutsch Connector

N= 有故障检查按钮  
N=With concealed manual override